

ISO 4406 Code

Cleanliness levels are defined by three numbers divided by slashes (/). These numbers correspond to 4, 6, and 14 micron, in that order. Each number refers to an ISO Range Code, which is determined by the number of particles for that size (4, 6, & 14µm) and larger present in 1 ml of fluid. Each range is double the range below. Refer to the chart below to see the actual ranges.

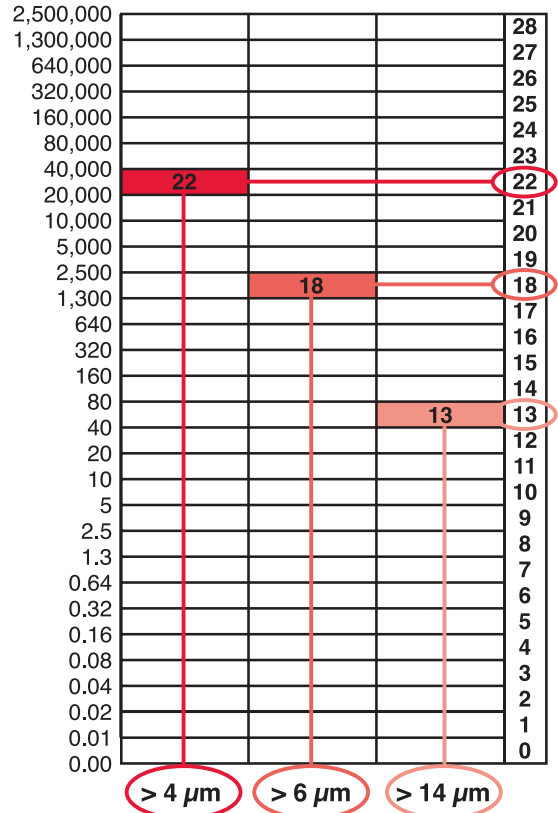
Example:

larger than 4µm = **22,340**

larger than 6µm = **1,950**

larger than 14µm = **43**

ISO Code = **22 / 18 / 13**



Achieving the appropriate cleanliness level in a system

The only way to achieve and maintain the appropriate cleanliness level in a hydraulic or lubrication system, is to implement a comprehensive filtration program. HYDAC offers all of the products that are needed to do just that! - They include:

Solid Contamination


- pressure filters
- return line filters
- offline filtration loops
- oil transfer units for precleaning of new oil
- portable and online contamination monitors
- reservoir breathers and filler/breathers

Water Content

- water content sensors
- reservoir breathers with silica gel desiccant
- vacuum dehydration water removal units
- water removal elements

Fluid Analysis

- bottle sampling kits
- complete analysis kits

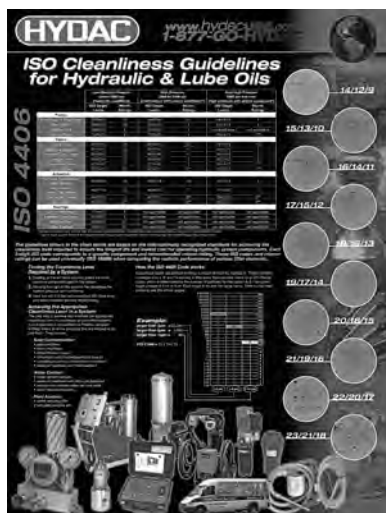


Finding the cleanliness level required by a system

1. Starting at the left hand column, select the most sensitive component used in the system.
2. Move to the right to the column that describes the system pressure and conditions.
3. Here you will find the recommended ISO class level, and recommended element micron rating.

	Low/Medium Pressure Under 2000 psi (moderate conditions)		High Pressure 2000 to 2999 psi (low/medium with severe conditions ¹)		Very High Pressure 3000 psi and over (high pressure with severe conditions ¹)	
	ISO Target Levels	Micron Ratings	ISO Target Levels	Micron Ratings	ISO Target Levels	Micron Ratings
Pumps						
Fixed Gear or Fixed Vane	20/18/15	20	19/17/14	10	18/16/13	5
Fixed Piston	19/17/14	10	18/16/13	5	17/15/12	3
Variable Vane	18/16/13	5	17/15/12	3	not applicable	not applicable
Variable Piston	18/16/13	5	17/15/12	3	16/14/11	3 ²
Valves						
Check Valve	20/18/15	20	20/18/15	20	19/17/14	10
Directional (solenoid)	20/18/15	20	19/17/14	10	18/16/13	5
Standard Flow Control	20/18/15	20	19/17/14	10	18/16/13	5
Cartridge Valve	19/17/14	10	18/16/13	5	17/15/12	3
Proportional Valve	17/15/12	3	17/15/12	3	16/14/11	3 ²
Servo Valve	16/14/11	3 ²	16/14/11	3 ²	15/13/10	3 ²
Actuators						
Cylinders, Vane Motors, Gear Motors	20/18/15	20	19/17/14	10	18/16/13	5
Piston Motors, Swash Plate Motors	19/17/14	10	18/16/13	5	17/15/12	3
Hydrostatic Drives	16/15/12	3	16/14/11	3 ²	15/13/10	3 ²
Test Stands	15/13/10	3 ²	15/13/10	3 ²	15/13/10	3 ²
Bearings						
Journal Bearings	17/15/12	3	not applicable	not applicable	not applicable	not applicable
Industrial Gearboxes	17/15/12	3	not applicable	not applicable	not applicable	not applicable
Ball Bearings	15/13/10	3 ²	not applicable	not applicable	not applicable	not applicable
Roller Bearings	16/14/11	3 ²	not applicable	not applicable	not applicable	not applicable

1. Severe conditions may include high flow surges, pressure spikes, frequent cold starts, extremely heavy duty use, or the presence of water
2. Two or more system filters of the recommended rating may be required to achieve and maintain the desired Target Cleanliness Level.



FREE Poster!

The information on these two pages is also available on our **ISO Cleanliness Guidelines** poster. Visit our web site to request your FREE copy.

www.HYDACusa.com/poster